

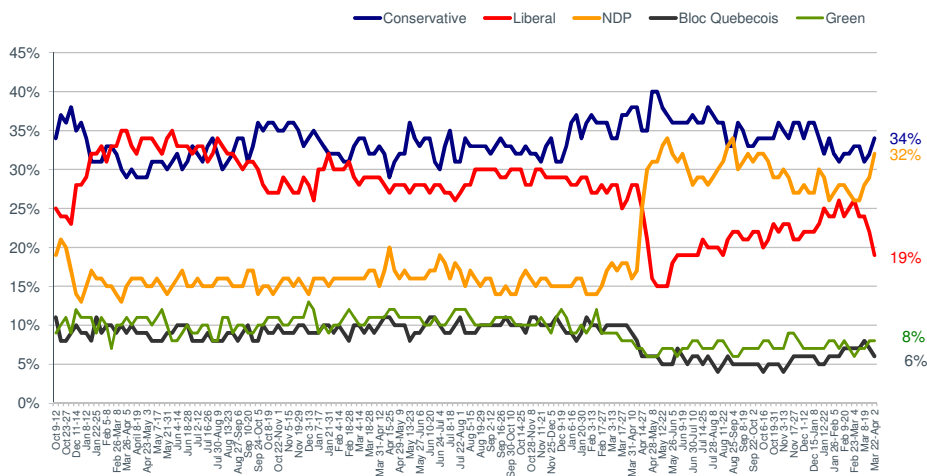
April 4, 2012

Conservatives and NDP Neck and Neck

The latest Canadian Press-Harris/Decima measure of voting intentions reveals:

- Nationally, the Conservatives hold a two point lead.** The Conservatives stand at 34%, to 32% for the NDP, 19% for the Liberals, 8% for the Greens, and 6% for the BQ.

National Vote Intention – Two Weeks



FOR MORE INFORMATION

Allan Gregg
Chairman
agregg@harrisdecima.com
harrisdecima.com

OTTAWA
1800-160 Elgin St.
Ottawa, Ontario, Canada
K2P 2P7
Tel: (613) 230-2200
Fax: (613) 230-3793

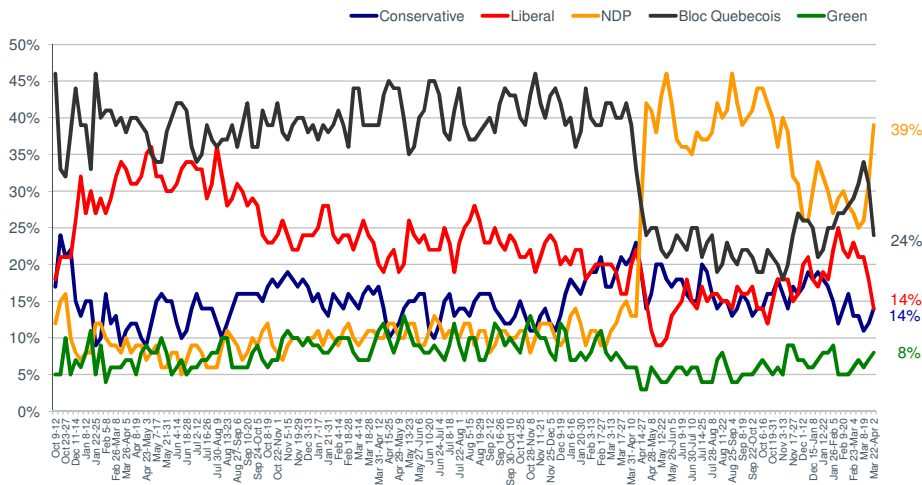
MONTRÉAL
400-1080 Beaver Hall Hill
Montréal, Québec, Canada
H2Z 1S8
Tel: (514) 288-0037
Fax: (514) 288-0138

TORONTO
405-2345 Yonge St.
Toronto, Ontario, Canada
M4P 2E5
Tel: (416) 962-2013
Fax: (416) 962-0505

VANCOUVER
500-666 Burrard St.
Vancouver, British Columbia, Canada
V6C 3P6
Tel: (778) 370-1373
Fax: (604) 601-2074

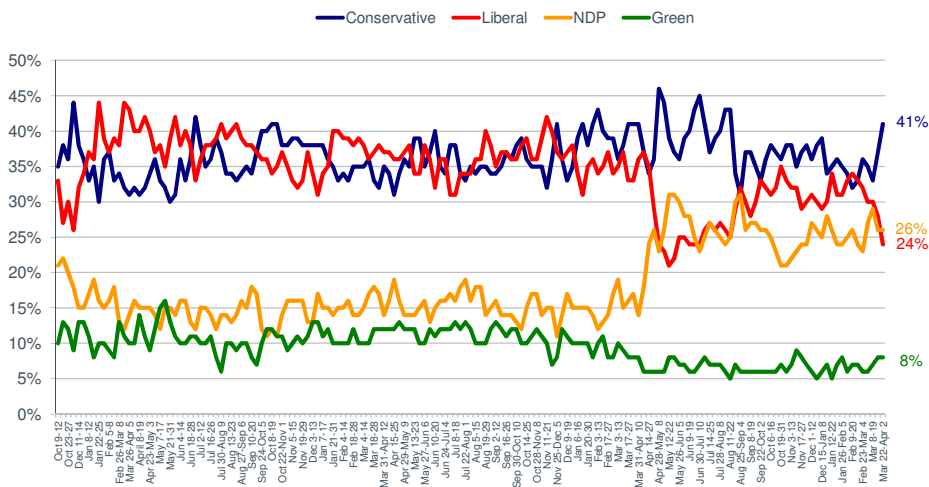
- **The NDP has surged back in front in Quebec.** Here, they stand at 39%, to 24% for the BQ, 14% for the Liberals, 14% for the Conservatives, and 8% for the Greens.

Quebec Voters – Two Weeks



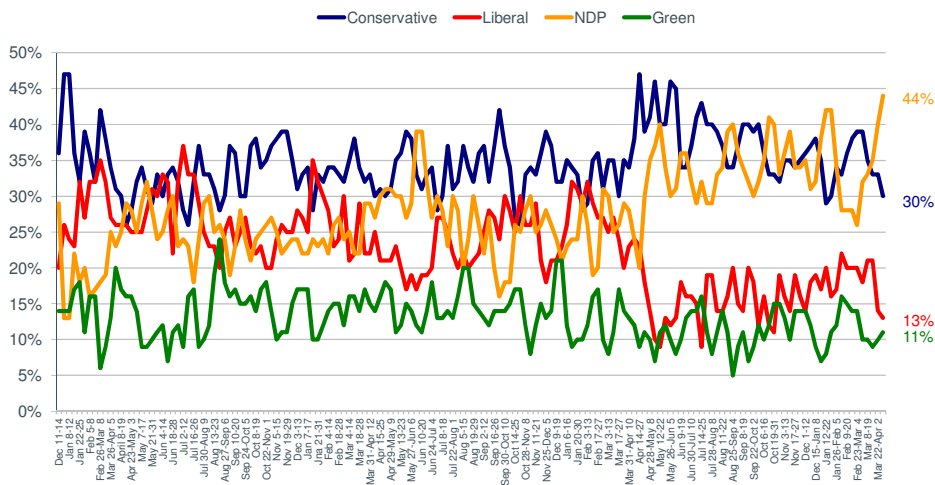
- **The Conservatives are well in front in Ontario.** The Conservatives stand at 41%, to 26% for the NDP, 24% for the Liberals, and 8% for the Greens.

Ontario Voters – Two Weeks



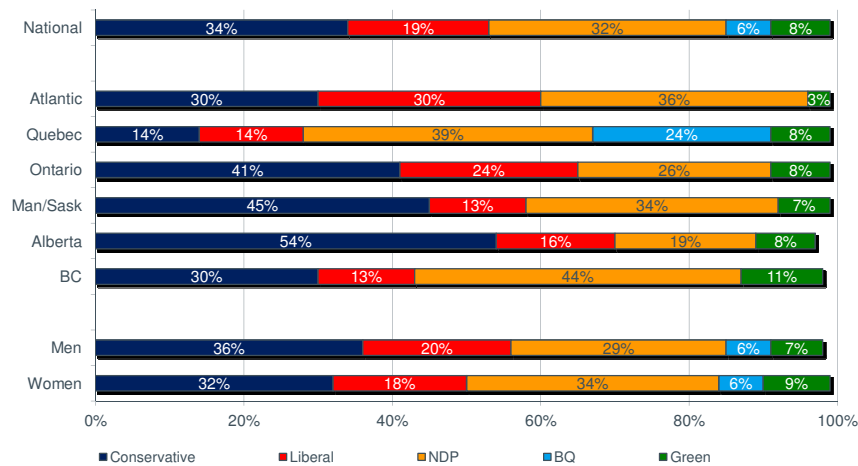
- **The NDP holds a strong lead in BC.** Here, they stand at 44%, to 30% for the Conservatives, 13% for the Liberals, and 11% for the Greens.

B.C. Voters – Two Weeks



- **The Conservatives remain in front on the Prairies.** In **Manitoba and Saskatchewan**, they stand at 45%, to 34% for the NDP, 13% for the Liberals, and 7% for the Greens. In **Alberta** the Conservatives are at 54%, to 19% for the NDP, 16% for the Liberals, and 8% for the Greens.
- In **Atlantic Canada**, the NDP stands at 36%, to 30% for the Conservatives, 30% for the Liberals, and 3% for the Greens.

National Vote Intention – 2 Weeks



Each week, Harris/Decima interviews just over 1000 Canadians through teleVox, the company’s national telephone omnibus survey. The most recent data were gathered between March 22 and April 2, 2012 for 2,003 completes. A sample of the same size has a margin of error of 2.2%, 19 times out of 20.